

XUNO

XUNO Family App User Guide

Hi everyone,

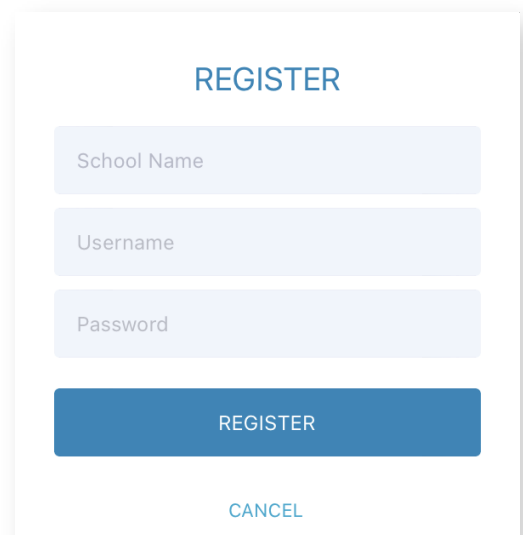
XUNO Family is an app that will help make communication with the school quick and easy - giving you access to a wealth of information, without having to sit at a computer.

To log in, follow these steps:

1. Download XUNO Family from the App store (iOS) or Play store (Android)
2. Open the app
3. If asked, please allow push notifications for the most convenient experience with the app
4. Search for your school by typing the first few letters and then selecting your school from the list that appears.

If you have forgotten your password or Username, you'll need to head to your school's Xuno website to reset it.

Go to: <https://corryongc.xuno.com.au>



REGISTER

School Name

Username




















Password

REGISTER


CANCEL

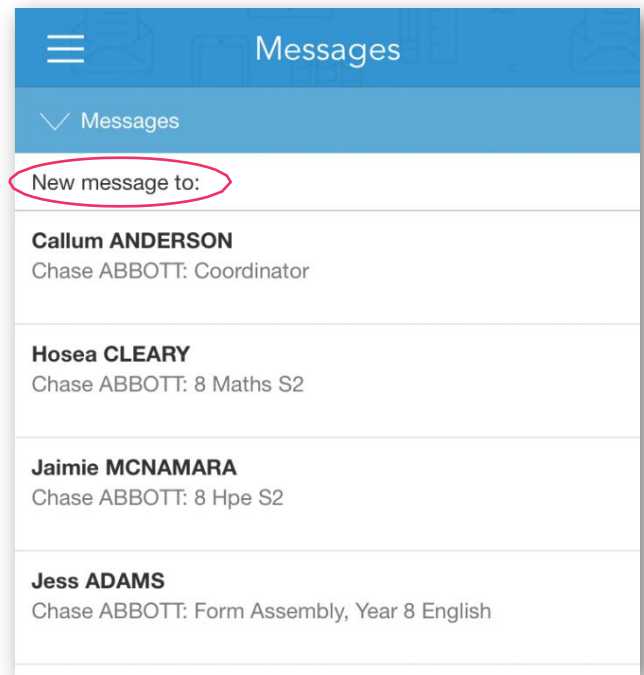
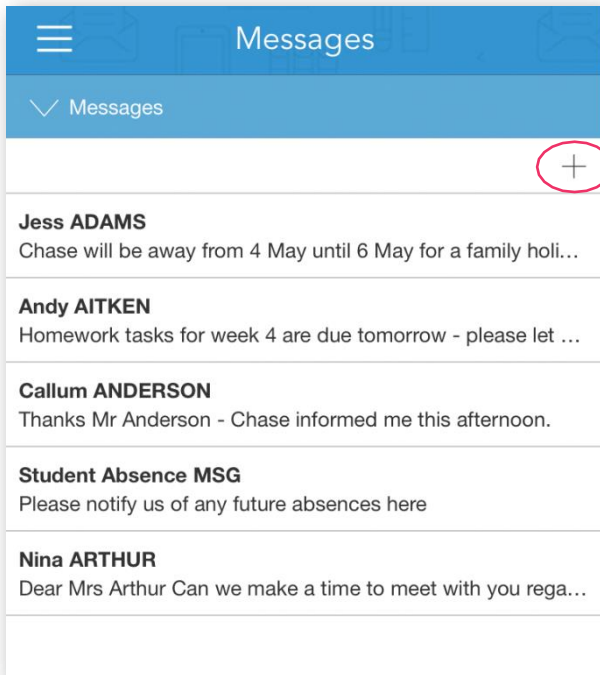
XUNO Family

Features: At a glance

 Ben Abbott South Melbourne College 	
 Dashboard	A collection of widgets including Upcoming Payments, Attendance, Events, Forms and Homework
 Notifications	A list of all notifications you've received since registering your account on the XUNO Family app
 Messages	Send a new message or read messages sent to you by school staff
 Timetable	Your child's timetable, showing today's date by default and any relevant timetable changes
 Calendar	A list of upcoming events and important dates
 News	School newsletters, announcements and other important information
 Attendance	View your child's marked attendance and contact the school regarding future or past absences
 Events, Camps & Excursi...	View, approve, fill out forms and make online payments for Excursions, Camps and Events
 Payments	Pay for Events, Fees, Voluntary Contributions and other items
 Parent Teacher Interviews	Book Parent Teacher interviews and manage existing bookings
 Reports	View and print your child's school reports, including reports from past years
 Career Plans	View published Career Plans. Edit / contribute to career plans (Students only)
 Learning Plans	View published Career Plans. Edit / contribute to career plans (Students only)
 Progress Reports	View published Progress Reports and feedback
 Lessons, Assignments &...	View homework and class learning tasks, submit assignments, view learning task results if published
 Full XUNO	Log into the full XUNO website if necessary with one single click - No need to re-enter your password
 Settings	Check your app settings, and if necessary, send a report to the support team in a few simple taps

To send a new message to a staff member

1. Tap the menu button in the top left 
2. Tap Messages
3. Tap the name of a Staff member who you've messaged in the past to view Message history or reply to a previous message
4. To start a new conversation, tap the + button in the top right and select from your child's teachers and coordinators



Please note: Schools may choose to disable certain XUNO features at their discretion - if you don't see some of the menu items contained within this user guide, it may mean that the school has chosen not to enable it. If you are interested in using a particular feature, or can't see a menu item that you've been asked to use by the school, please contact the school directly to discuss your options.